




3.3.1. Number of research papers published per teacher in the Journals notified on UGC care list during the last five year

Number of research papers published per teacher in the journals notified on UGC Care list during the last five years									
S. No.	Title of Paper	Name of Author/s	Department of the Teacher	Name of Journal	Calender year of Publication	ISSN Number	Link to the recognition in UGC enlistment of the Journal/Digital object		
							Link of website of journal	Link of article/paper/abstract of the article	Is it listed in UGC Care list
1	Lipid mediator Leukotriene D4-induces airway epithelial cells proliferation through EGFR/ERK1/2 pathway	Neeraj Dholia, Umesh C. S. Yadav	Zoology	Prostaglandins and Other Lipid Mediators	2018	1098-8823	https://www.sciencedirect.com/journal/prostaglandins-and-other-lipid-	https://www.sciencedirect.com/science/article/abs/pii/S109888231730159	Yes
2	Efficient microwave synthesis, functionalisation and biocompatibility studies of SPION based potential nano-	Namita Saxena, Neeraj Dholia, Satyaprasad Akkireddy,	Zoology	Applied Nanoscience	2019	2190-5517	https://link.springer.com/journal/13204	https://link.springer.com/article/10.1007/s13204-019-01153-8	Yes
3	Elastic properties and zone centre frequencies of Cu2O by LCAO method	K L Galava , S S Paliwalb , V Mauryab, G Sharmaa & K B Josh	Physics	Indian Journal of Pure & Applied Physics	2019	0975-1041	https://or.niscpr.res.in/index.php/IJPAP	https://nopr.niscpr.res.in/bitstream/123456789/52771/1/IJPAP%2057%2812%29%20918-922.pdf	Yes
4	Application of linear programming in small mechanical based industry for profit maximization	Amit Kumar Jain, Sarla Chouhan, Rajesh Kumar Mishra, P.R.S . Choudhry, Hemlata Saxena, Ramakant Bhardwaj	Mathamatics	Materials Today: Proceedings	2021	2214-7853	https://www.sciencedirect.com/journal/materials-today-proceedings/about/insights	https://www.sciencedirect.com/science/article/abs/pii/S2214785321036932#:~:text=The%20three%20main%20objective%20of,technique%20is%20an%20effective%20tool.	Yes

5	DFT investigation of mechanical and vibrational properties of CuTe	K. Kabra, S. Arora, K. B. Joshi, G. Sharma	Physics	Physica B: Condensed Matter	2021	0921-4526	https://www.sciencedirect.com/journal/physica-b-condensed-matter	https://www.sciencedirect.com/science/article/abs/pii/S0921452621003951	Yes
6	Cysteinyl leukotriene D4 (LTD4) promotes airway epithelial cell inflammation and remodelling	Neeraj Dholia, Gurupreet S Sethi, Amarjit S Naura, Umesh C S Yadav	Zoology	Inflammation Research	2021	1420-908X	https://link.springer.com/journal/11	https://link.springer.com/article/10.1007/s00011-020-01416-z	Yes
7	Montelukast Induces Mesenchymal Properties in A549 Lung Epithelial Cells	Neeraj Dholia	Zoology	Indian Journal of Natural Sciences	2021	0976-0997	https://tnsroindia.org.in/journals.html		Yes
8	Theoretical insight into electronic and optical behaviour of H-absorbed Zn-terminated Zn3N2-(100)-non-polar surface	M. Kaur, K. Kabra, M. Rerat, G. Sharma	Physics	Vacuum	2021	0042-207X	https://www.sciencedirect.com	https://doi.org/10.1016/j.vacuum.2021.110467	yes
9	Pressure dependent electronic, spintronic, optical and mechanical properties of equiatomic quaternary Heusler alloys NbMnVAl and NbFeCrAl	Deepak Kumar Meena, Sunil Kumawat, Vishal Jain, K. Kabra, Gunjan Arora	Physics	Physica B: Condensed Matter	2023	0921-4526	https://www.sciencedirect.com/journal/physica-b-condensed-matter	https://www.sciencedirect.com/science/article/abs/pii/S0921452623001540	Yes
10	First-principles calculations to investigate structural, electronic, optical and elastic properties of α -Ca3N2	P. Meena, M. Kaur, K. Kabra, M. Rerat, G. Sharma	Physics	Journal of Alloys and Compounds	2023	1873-4669	https://www.sciencedirect.com/journal/journal-of-alloys-and-compounds	https://www.sciencedirect.com/science/article/abs/pii/S0925838823033406	Yes



Original Research Article

Lipid mediator Leukotriene D₄-induces airway epithelial cells proliferation through EGFR/ERK1/2 pathway

Neeraj Dholia, Umesh C.S. Yadav*

School of Life Sciences, Central University of Gujarat, Gandhinagar, 382030, Gujarat, India

ARTICLE INFO

Keywords:

Cysteinyl leukotrienes
Leukotriene D₄
Airway epithelial cells
Proliferation
EGF

ABSTRACT

Background: Cysteinyl leukotrienes (CysLTs), the potent lipid inflammatory mediators, are elevated in many pathological conditions and implicated in various inflammatory diseases including asthma, however their role in airway epithelial cells modulation is not clearly understood. We have investigated the effects of a CysLT, Leukotriene D₄ (LTD₄) on human airway epithelial cells, and assessed its role and mode of action in these cells. **Methodology:** Human small airway epithelial cells (SAECs) and A549 cells were incubated with different concentrations of LTD₄ for different time intervals. Subsequently trypan blue dye exclusion assay, MTT assay, Western blotting, RT-PCR and immunofluorescence experiments were performed to examine the effects of LTD₄ on proliferation and related molecular changes in the airway epithelial cells.

Results: The treatment of human airway epithelial cells with LTD₄ resulted in a significant increase in cell proliferation and modulation in the expression of receptors, CysLT₁R and CysLT₂R in SAECs as well as A549 cells. In both types of cells, LTD₄ increased the expression levels of PCNA and c-myc, and trans-activated EGF receptor and increased the activation of ERK1/2. When treated along with epidermal growth factor (EGF), LTD₄ showed a marginal additive effect in ERK1/2 and EGFR phosphorylation compared to LTD₄ alone in both types of airway epithelial cells.

Conclusion: In conclusion, these results suggest that sustained presence of lipid inflammatory mediator LTD₄ could induce human airway epithelial cell proliferation through ERK1/2 phosphorylation, either directly via CysLT₁ receptor or by transactivating EGFR.

1. Introduction

Cysteinyl leukotrienes (CysLTs) are important lipid mediators in a number of inflammatory pathologies [1,2]. The levels of CysLTs have been reported to be elevated in several pathological conditions including asthma, COPD, cancers, cardiovascular diseases and obesity-induced chronic inflammation [1,3–6]. In these conditions, CysLTs have been shown to activate the molecular pathways that lead to onset and progression of pathogenesis. For example, CysLTs have been shown to induce endothelial cells that contribute to atherosclerosis; in colon, CysLTs are implicated in loss of barrier function, and in asthma CysLTs are known to induce bronchial spasm by modulating airway smooth muscles [2,7,8]. In a study by Ravasi et al. CysLT was found to activate proliferation in airway smooth muscle cells [9]. However, very little is known regarding the effects of CysLTs on the lung epithelial cells. Indeed, there is hardly any study showing the status of CysLT receptors and their actions in the small airway epithelial cells. It has been reported that CysLTs synergize with epidermal growth factor (EGF) and

induce signals by trans-activating epidermal growth factor receptor (EGFR) [9,10]. However, it is not known whether this interaction also occurs in the airway epithelial cells. We, therefore, strived to investigate the effect of CysLTs and EGF on the airway epithelial cells using primary human small airway epithelial cells (SAECs) as well as airway epithelial cell line A549.

Two types of structural airway cells are critical in asthma pathogenesis, airway epithelial cells and airway smooth muscle cells. The role of CysLTs in pathophysiology of asthma by constricting airway smooth muscle is well known and is an important target in the current asthma treatment regimen [11,12]. The role of CysLTs in airway epithelial cells is not clearly understood. Airway epithelial cells are first line of defence against inhaled particles, pathogens and allergens and thus critical for the overall health of lungs. Therefore, we hypothesised that the lipid inflammatory mediator such as Leukotriene D₄ (LTD₄) could induce airway epithelial cell proliferation and hyperplasia, and its sustained presence during chronic inflammatory conditions may lead to aberrant airway epithelial cell physiology leading to breathing

* Corresponding author at: Metabolic Disorder & Inflammatory Pathologies Laboratory, School of Life Sciences, Central University of Gujarat, Sector 30, Gandhinagar, 382030, Gujarat, India.

E-mail address: umeshyadav@cug.ac.in (U.C.S. Yadav).

<https://doi.org/10.1016/j.prostaglandins.2018.05.003>

Received 16 November 2017; Received in revised form 7 May 2018; Accepted 7 May 2018

Available online 08 May 2018

1098-8823/ © 2018 Published by Elsevier Inc.



Efficient microwave synthesis, functionalisation and biocompatibility studies of SPION based potential nano-drug carriers

Namita Saxena¹ · Neeraj Dholia² · Satyaprasad Akkireddy³ · Anupinder Singh⁴ · Umesh C. S. Yadav² · Charu Lata Dube¹

Received: 24 June 2019 / Accepted: 26 August 2019
© King Abdulaziz City for Science and Technology 2019

Abstract

Superparamagnetic iron oxide nanoparticles are much desired for various biomedical applications due to their biocompatible, biodegradable and superparamagnetic nature. In contrast to high-temperature synthesis methods, present study investigates the facile low-temperature co-precipitation process without inert atmosphere. For its efficient, homogenous, in core heating and environment friendly nature microwave energy at two powers of 180 and 450 W was used for synthesis and functionalisation of nanoparticles. It was found in the study, that microwave power plays a decisive role in controlling the size, coating and drug loading percentage of the particles. The synthesis process has been made more economic and simpler by the use of domestic oven, and serine coated particles with mean sizes around 6.8 and 10 nm, narrow size distribution (standard deviations of 1.4 and 1.6 nm), almost rectangular shape and magnetization values of approx. 48 and 42 emu/g were obtained at 180 and 450 W power, respectively. Particles were found to have properties such as near to zero remanence and coercivity, good crystallization and colloidal stability. The biocompatibility of the uncoated and serine coated particles was confirmed by the MTT assay on A 549 epithelial cells. Synthesized particles were found to have all the suitable properties for potential application in biomedical fields. Doxorubicin hydrochloride was loaded efficiently on both the synthesized particles, with loading efficiency obtained up to 6.8% wt/wt, for assessing their suitability as potential drug delivery agents.

Keywords Superparamagnetic iron oxide nanoparticles · Microwave synthesis · Drug delivery · Doxorubicin

Introduction

Superparamagnetic iron oxide nanoparticles (SPIONs) are a class of nanoparticles which find various applications in different areas of biomedical interest such as drug delivery, MRI, hyperthermia, cell sorting, gene delivery, biosensor, etc. (Ali et al. 2016; Kudr et al. 2017; Wu et al. 2015). For

all these biomedical applications they should have optimum physicochemical properties like size (10–100 nm), narrow size distribution, good magnetic parameters, stable aqueous dispersions and suitable surface characteristics for in vivo applications (Issa et al. 2013; Unsoy et al. 2012).

High-temperature methods using organic solvents can attain good control over the crystal structure, shape, size, size distribution and magnetic properties (Wu et al. 2015; Issa et al. 2013; Laurent et al. 2008), but they use toxic chemicals, harsh reaction conditions and produce hydrophobic particles, whose post-synthesis surface treatment is necessary. Co-precipitation process of synthesis is an easy, scalable, environment friendly, non-cumbersome and low-temperature process. But keeping control over the size and size distribution of the particles is a daunting task in this process. During the kinetic process of synthesis, separation of the nucleation and growth is very difficult thus leading to wider size distribution (Laurent et al. 2008). Heat transfer by convection currents leads to non-uniform heating, temperature variations in the medium and hence wider size

✉ Namita Saxena
saxenanamita29@gmail.com

✉ Charu Lata Dube
dubecharu@gmail.com

¹ School of Nano Sciences, Central University of Gujarat, Sector 30, Gandhinagar, Gujarat, India

² School of Life Sciences, Central University of Gujarat, Sector 30, Gandhinagar, Gujarat, India

³ FCIPT, Institute for Plasma Research, GIDC, Sector 25, Gandhinagar, Gujarat, India

⁴ Department of Physics, Guru Nanak Dev University, Amritsar, Punjab, India

2019

Elastic properties and zone centre frequencies of Cu_2O by LCAO method

K L Galav^a, S S Paliwal^b, V Maurya^{b*}, G Sharma^a & K B Joshi^b

^aDepartment of Pure and Applied Physics, University of Kota, Kota 324 005, India

^bDepartment of Physics, M L Sukhadia University, Udaipur 313 001, India

Received 27 May 2019; accepted 3 October 2019

The elastic properties and the phonon frequencies at the Brillouin zone centre have been investigated for the cubic cuprous oxide. The calculations under the framework of density functional theory have been carried out by deploying the periodic linear combination of atomic orbitals method. After settling the crystal structure the elastic constants have been determined. The absolute values of elastic constants are well in agreement with the experimental reports. The vibrational frequencies at the centre of the Brillouin zone are classified as the Raman and Infrared active modes and compared with the available experimental data. The contribution of vibrational modes to the Gibbs free energy, entropy and heat capacity has also been found.

Keywords: LCAO method, Elastic properties, Vibration frequencies, Cuprous oxide

1 Introduction

The quantum mechanical studies using state of art first-principles methods enable to design and tune properties of materials. Especially the consistency and order of accuracy in calculations have evolved immensely in last few years which are mandatory for the elastic and vibrational properties. Cuprous oxide has received considerable attention because copper is very important in technological applications and readily available¹. This is one of the oldest and very important semiconductor but its elastic, thermal and vibration properties are less well understood^{2,3}. Elastic properties can give information in terms of acoustic behavior and a detailed picture of the chemical bonding. Earlier experimental studies of elastic properties revealed unusual temperature dependence⁴. A discrepancy in the compressibility is found and crystal instability, impending phase transformation at higher pressure are suggested^{5,6}. The lattice dynamics of Cu_2O has been studied experimentally by infrared (IR) and Raman spectroscopy, excitation luminescence, and inelastic neutron scattering⁷⁻¹⁰. On the theoretical side, first-principles calculations are reported¹¹. Some discrepancies in the phonon bands are also pointed out by Linnera and Karttunen¹². These studies helped to gain understanding of the nature of the electron-phonon interaction. Moreover, information about the spin-phonon interaction is also discussed^{13,14}. The vibrational properties of solids are

directly associated with the phonon dispersion which is very insightful in understanding the phase transition. In this work, we study elastic constants and give the phonon dispersion within the framework of density functional theory (DFT). For this, we have applied the periodic linear combination of atomic orbitals (LCAO) method embodied in the CRYSTAL14 package¹⁵.

2 Crystal Structure and Computational Method

The space group of cubic cuprous oxide is $\text{Pn}3\text{m}$. The unit cell of cuprous oxide consists of two formula units. The BCC sublattice is formed by two oxygen atoms and each oxygen atom is surrounded by a tetrahedron of copper atoms whereas an FCC sublattice is formed by copper atoms which are linearly coordinated with two oxygen atoms. In the pressure range 10-12 GPa, the experimental and theoretical studies show that, the cubic cuprite phase transforms into the hexagonal CdI_2 -like phase¹⁶⁻¹⁹.

The first-principles periodic LCAO method is applied. The salient features can be found in our earlier work^{15,20}. The Gaussian basis sets proposed for Cu and O are directly taken^{21,22}. The Perdew-Burke-Ernzerhof (PBE) ansatz based on the generalized gradient approximation (GGA) is applied to treat the exchange and correlation (XC) part of the Kohn-Sham Hamiltonian²³. The Monkhorst and Pack²⁴ net of $16 \times 16 \times 16$ is taken for the self-consistent calculations. The structure is optimized with an iterative method based on the total energy gradients

*Corresponding author (E-mail: vijaymaurya2414@gmail.com)



Contents lists available at ScienceDirect

Materials Today: Proceedings

journal homepage: www.elsevier.com/locate/matpr

Application of linear programming in small mechanical based industry for profit maximization

Amit Kumar Jain^a, Sarla Chouhan^b, Rajesh Kumar Mishra^c, P.R.S. Choudhry^d, Hemlata Saxena^d, Ramakant Bhardwaj^{e,*}

^aDepartment of Mathematics, Career Point University, Kota 324005, India

^bDepartment of Mathematics and Computational Science, SGSITS, Indore 453441, India

^cDepartment of Mathematics, Atal Bihari Bajpeyee Hindi V V, Bhopal 462042, India

^dDepartment of Mathematics, Govt. Model Science College, Jabalpur 482001, India

^eDepartment of Mathematics, AMITY University, Kolkata 700157, India

ARTICLE INFO

Article history:

Received 12 October 2020

Received in revised form 20 March 2021

Accepted 6 May 2021

Available online 25 May 2021

Keywords:

Linear programming model

Constraints

Objective function

Maximization

Lingo software

ABSTRACT

The main object of this paper is to find application of linear programming in small ayurvedic items production industry and for this to determine optimal production planning for manufacturing ayurvedic mixture or paste which improve the immunity power of human body and fulfil the requirement of vitamins in human body to get maximum profit.

© 2020 Elsevier Ltd. All rights reserved.

Selection and peer-review under responsibility of the scientific committee of the International Conference on Advances in Design, Materials and Manufacturing.

1. Introduction

The main factors for success of any small industries are planning of production, demand, capacity, workforce and manpower. In industries production planning is most important factor to satisfy customers. It is very difficult tasks for production manager to decide number of daily or monthly production subject to demand of market, capacity and available resources of industry. The three main objective of any industry are minimization of production cost, maximization of production quantity and maximum utilization of available resources and for this linear programming technique is an effective tool. This technique help to production manager to take better decision and to use limited available resources in better way for improvement of profit. Linear programming can be applied in various fields of business, economic situation, engineering problems, transportation, telecommunication, production or manufacturing industries. Linear programming technique are generally use to determine optimal solutions and decisions related to manufacturing industries problems.

Many Researchers worked in small manufacturing industries for maximum profit by using linear programming technique in different fields as:

Balogun et al. [9] in (2012) worked with linear programming technique for maximum production in Coca-Cola bottling company to get maximum profit. Igbinhe et al. [5] in (2015) worked with linear programming technique for maximum profit in production of local soap. Akpan, N.P. et al. [8] in (2016) worked with linear programming technique for maximum profit in bakery industry.

M. Patidar et al. [6] in (2018) worked with linear programming technique for preparation of Mathri and Namkeen in a small scale industry for maximum profit. D. Naveena Jyothi et al. [4] in (2019) worked with linear programming technique for production planning in an engineering industry. O. Solaja et al [10] in (2019) worked with linear programming technique in production planning. Further our works can also be seen for profit maximization in [1–3]. Further work was done in [7] for different models.

The main intension of this paper is to find optimal production planning for a small ayurvedic items production industry to get maximum profit.

The general form of linear programming problem is Optimize

* Corresponding author.

E-mail addresses: drkbhardwaj190@gmail.com, rbhardwaj@kol.amity.edu (R. Bhardwaj).

<https://doi.org/10.1016/j.matpr.2021.05.117>

2214-7853/© 2020 Elsevier Ltd. All rights reserved.

Selection and peer-review under responsibility of the scientific committee of the International Conference on Advances in Design, Materials and Manufacturing.

DFT investigation of mechanical and vibrational properties of CuTe

K. Kobra^a , S. Arora^a , K.B. Joshi^b, G. Sharma^a

Show more 

+ Add to Mendeley  Share  Cite

<https://doi.org/10.1016/j.physb.2021.413214> 

[Get rights and content](#) 

Abstract

The electronic, mechanical, vibrational and thermal properties of CuTe have been investigated using the PBEsol functional within the scope of the density functional theory. The electronic properties are investigated after optimizing the crystal structure and it is found that CuTe is a metal in ambient conditions. The elastic constants satisfy Born's stability criterion. Mechanical properties suggest that CuTe is highly anisotropic. In particular, the bulk modulus is found quite large along the *b*-axis. Anisotropy of elastic moduli and wave velocities suggest anisotropy in thermal conductivity. The minimum thermal conductivity is observed along [001] direction. The supercell method is applied to get phonon dispersion curves and the Raman and Infrared active modes are analyzed. The frequencies and the symmetry of the most of optic modes are in agreement with earlier results.

Introduction

In the pursuit of materials with desired physical and chemical properties, materials physics has witnessed tremendous progress on the modeling and investigations of the



Cysteinyl leukotriene D₄ (LTD₄) promotes airway epithelial cell inflammation and remodelling

Neeraj Dholia¹ · Gurupreet S. Sethi² · Amarjit S. Naura³ · Umesh C. S. Yadav⁴

Received: 8 June 2020 / Revised: 4 August 2020 / Accepted: 20 October 2020 / Published online: 2 November 2020
© Springer Nature Switzerland AG 2020

Abstract

Objective Cysteinyl leukotrienes (CysLTs), a group of inflammatory lipid mediators, are found elevated in obese-asthmatic patients. Leukotriene D₄ (LTD₄), a representative CysLT, is implicated in promoting lung inflammation and remodelling in allergic asthma, but its role in non-allergic asthma, especially in obese-asthmatic patients, is not known. Here, using primary human small airway epithelial cells (SAECs) we have investigated the mechanism of LTD₄-induced inflammation and remodelling and assessed high proneness of obese mice to develop asthma upon challenge with allergen ovalbumin (OVA).

Methods Primary human small airway epithelial cells (SAECs) were stimulated with different concentrations of LTD₄ for different time intervals and various inflammatory markers were measured through cytokine array, membrane-based ELISA and Western blotting. An air–liquid interface (ALI) model of SAECs was used to study the effects of LTD₄-induced remodelling in SAECs using Western blotting, H&E staining and PAS staining. Further, OVA-based murine model was used to examine the propensity of high-fat diet (HFD)-fed obese mice to develop asthma symptoms by studying the infiltration of inflammatory cells (assessed by bronchioalveolar lavage (BAL) cytology) and airway remodelling (assessed by histopathology) upon allergen exposure.

Results The human primary small airway epithelial cells (SAECs) treated with LTD₄ showed significant alterations in the levels of inflammatory markers such as GM-CSF, TNF- α , IL-1 β , EGF and eotaxin in dose- and time-dependent manner. Further, LTD₄ enhanced the activation of inflammasomes as evidenced by increased levels of NALP3, cleaved caspase-1 and IL-1 β . LTD₄ also enhanced inflammation by increasing the expression of COX-2 in SAECs. The airway remodelling markers Vimentin and Muc5AC were found elevated in ALI culture of SAECs when stimulated with LTD₄, as it also increased TGF- β levels and activation of Smad2/3 phosphorylation in SAECs. Last, sensitization and challenge of HFD-fed obese mice with OVA showed increased infiltration of inflammatory cells in BAL and enhanced levels of remodeling phenotypes like loss of cilia, mucus cell metaplasia and collagen deposition in mice lung tissues.

Conclusion The results suggest that LTD₄ could induce inflammatory response in human airway epithelial cell by activating NALP3 inflammasome. LTD₄ could further promote airway epithelial cells' remodelling through TGF- β /smad2/3-mediated pathway. Our in vivo results suggested that obesity predisposed the OVA challenged mice to develop lung inflammation and remodelling akin to asthma-like phenotypes during obesity.

Keywords Cysteinyl leukotrienes · Leukotriene D₄ · Airway epithelial cells · Inflammasome · Airway inflammation · Airway remodelling

Responsible Editor: John Di Battista.

✉ Umesh C. S. Yadav
umeshyadav@cug.ac.in

¹ School of Life Sciences, Central University of Gujarat, Sector 30, Gandhinagar, Gujarat 382030, India

² Center for Autoimmunity and Inflammation, La Jolla Institute for Immunology, 9420 Athena Circle, La Jolla, CA 92037, USA

³ Department of Biochemistry, Panjab University, Chandigarh 160014, India

⁴ Special Centre for Molecular Medicine (SCMM), Jawaharlal Nehru University (JNU), 3C (First Floor), SCMM, JNU, New Delhi 110067, India



RESEARCH ARTICLE

Montelukast Induces Mesenchymal Properties in A549 Lung Epithelial Cells

Neeraj Dholia

Faculty of Agriculture and Veterinary Science, Jayoti Vidyapeeth Women's University, Jaipur, Rajasthan, India.

School of Life Sciences, Central University of Gujarat, Gandhinagar, Gujarat, India.

Received: 09 Dec 2020

Revised: 16 Dec 2020

Accepted: 28 Dec 2020

*Address for Correspondence

Neeraj Dholia

Faculty of Agriculture and Veterinary Science,
Jayoti Vidyapeeth Women's University,
Jaipur, Rajasthan, India.

Email: neerdholia@gmail.com



This is an Open Access Journal / article distributed under the terms of the **Creative Commons Attribution License** (CC BY-NC-ND 3.0) which permits unrestricted use, distribution, and reproduction in any medium, provided the original work is properly cited. All rights reserved.

ABSTRACT

Background: Epithelial to mesenchymal transition (EMT) is an important event in the progression and metastasis of cancer. Montelukast is a cysteinyl leukotriene receptor antagonist, is used in asthma management, has been implicated in modifying cell behaviour, but its role in EMT is not clear. **Objective:** Our objective was to know the role of Montelukast in inducing mesenchymal properties and migration of A549 cells and what are the probable molecular alterations occurs due to this. **Methodology:** A549 cell line was used as an *In vitro* model for present studies, where wound healing assay, migration assay, invasion assay, gelatin zymography and western blotting experiments were performed subsequent to Montelukast treatment of cells. **Results:** The results show that a complete healing of wounds created by scraping the cells in monolayer by 5 and 10 μ M Montelukast groups. Impact on migration and invasion measured by boyden chamber assay showed a significant increase in migration and invasion potential of cells in Montelukast treated A549 cells. Further with the help of zymography increased MMP-2 and MMP-9 activity was observed which were confirmed by western blotting where increased level of MMP-2, MMP-9 and decreased level of E-cadherin was observed. **Conclusion:** These results suggest that Montelukast increases EMT in A549 human lung epithelial cells.

Keywords: EMT, Montelukast, zymography, E-cadherin, MMP, A549

INTRODUCTION

Montelukast (ML) is a leukotriene receptor antagonist, acts as anti-inflammatory by blocking the leukotriene receptor (Tintiger *et al.*, 2010). Like ML, pranlukast and zafirlukast are also approved leukotriene receptor antagonist drugs. It

30058



Theoretical insight into electronic and optical behaviour of H-adsorbed Zn-terminated Zn_3N_2 -(100)-non-polar surface

M. Kaur^a , K. Kabra^a, M. Rérat^b, G. Sharma^a 

Show more 

+ Add to Mendeley  Share  Cite

<https://doi.org/10.1016/j.vacuum.2021.110467> 

[Get rights and content](#) 

Highlights

- Present study deals with the electronic and optical details of a controversial compound Zn_3N_2 and the alterations that are realised after adsorbing atomic Hydrogen on its (100) non polar surface.
- Major Vacillations in reported data are supposed to get settled down to some extent on the basis of these absolute theoretical outcomes.
- Relative stability of the H-adsorbed systems represents the adsorption to be energetically favourable and in turn, indicating the potential applications in H-storage devices.



Pressure dependent electronic, spintronic, optical and mechanical properties of equiatomic quaternary Heusler alloys NbMnVAl and NbFeCrAl

Deepak Kumar Meena ^a, Sunil Kumawat ^a, Vishal Jain ^b, K. Kabra ^c, Gunjan Arora ^a

Show more

Share Cite

<https://doi.org/10.1016/j.physb.2023.414787>

Get rights and content

Abstract



The pressure dependent physical properties of Nb-based equiatomic quaternary Heusler alloys NbMnVAl and NbFeCrAl have been investigated using full-potential linearized augmented plane wave (FP-LAPW) method with exchange and correlation potentials of the PBEsol scheme. Half-metallic behavior in NbMnVAl (NbFeCrAl) with band gap of 0.32 (0.29) eV in spin-down (spin-up) state at ambient pressure is observed. The total magnetic moments are derived as 2.0 μ_B /f.u. for NbMnVAl and NbFeCrAl alloys, which reconciles with Slater-Pauling rule. Phonon frequencies are computed using Vienna *Ab initio* Simulation Package (VASP). The exchange interactions and Curie temperatures are determined using spin-polarized relativistic Korringa-Kohn-Rostoker (SPR-KKR) method. Moreover, the computations of mechanical properties revealed the stability and ductile nature of both compounds. The optical properties proved the applicability of these compounds in optoelectronic devices. Pressure dependent half-metallic properties are discussed to show spintronic applications of both the quaternary alloys.


Introduction

Half-metallic (HM) Heusler alloys are known to have definite use in spintronics, magnetoelectronics, magnetocaloric and superconducting devices [[1], [2], [3], [4], [5]]. It is well known that the HM materials show conducting behavior for one spin and semiconducting nature for another spin orientation with high Curie temperature (T_C) and tunable band structure. In quaternary Heusler alloys (QHA) with formula $XX'YZ$, the first three elements are selected from d-block and Z belongs to p-block elements. Slater-Pauling rule,





First-principles calculations to investigate structural, electronic, optical and elastic properties of α -Ca₃N₂

P. Meena^a, M. Kaur^a, K. Kabra^a  , M. Rérat^b, G. Sharma^a

Show more 

 Share  Cite

<https://doi.org/10.1016/j.jallcom.2023.172037> 

Get rights and content 

Abstract

The optoelectronic industry, which has become a cornerstone, requires a semiconductor compound to function as a sustainable and green energy source. In this connection, the present study provides a systematic approach to examine the electronic and optical properties of α -Ca₃N₂ using the linear combination of atomic orbitals method. The xc-functional BECKE-PBE gives the best results for electronic properties by describing the band gap correctly. The dispersion curve shows that α -Ca₃N₂ is a semiconductor with an indirect band gap of 1.33 eV along the H-T direction. Effective masses of electrons and holes are calculated at the peak of the lowest conduction band and highest valence band, along the Γ -direction. Calculation for optical properties has been performed using coupled-perturbed Hartree-Fock scheme for static values and phonon spectrum calculations are performed for dynamic dielectric functions. Further, frequency dependent electron loss function and reflectivity are determined from the dielectric functions. The elastic constants are estimated and elastic moduli are determined. Bulk modulus of 80.6 GPa and Poisson's ratio of 0.275 reveals that α -Ca₃N₂ is a hard and ductile material. The characteristic properties of α -Ca₃N₂ make it a suitable candidate for optoelectronic applications.

Introduction

Nitrides of the group IIA-IIIB elements, including semi-metallic transition metal nitrides (Ti, Mo), have been emerged with several benefits for their promising optoelectronic applications [1], [2], [3], [4], [5], [6], [7], [8]. Although semiconducting materials like Si, Ga, In, Cd, As and Pb are presently of momentous interest for their application as optoelectronic devices, their large-scale deployment still remains a concern [9]. These